Small Signal Switching Diodes, High Voltage

FEATURES

- Silicon epitaxial planar diode
- Material categorization:
  for definitions of compliance please see www.vishay.com/doc?99912

RoHS COMPLIANT

APPLICATIONS

- General purposes

LINKS TO ADDITIONAL RESOURCES

3D Models

MECHANICAL DATA

Case: MiniMELF (SOD-80)
Weight: approx. 31 mg
Cathode band color: black
Packaging codes / options:
GS18/10K per 13" reel (8 mm tape), 10K/box
GS08/2.5K per 7" reel (8 mm tape), 12.5K/box

PARTS TABLE

PART	TYPE DIFFERENTIATION	ORDERING CODE	TYPE MARKING	CIRCUIT CONFIGURATION	REMARKS
BAV100	V_{RRM} = 60 V	BAV100-GS18 or BAV100-GS08	-	Single	Tape and reel
BAV101	V_{RRM} = 120 V	BAV101-GS18 or BAV101-GS08	-	Single	Tape and reel
BAV102	V_{RRM} = 200 V	BAV102-GS18 or BAV102-GS08	-	Single	Tape and reel
BAV103	V_{RRM} = 250 V	BAV103-GS18 or BAV103-GS08	-	Single	Tape and reel

ABSOLUTE MAXIMUM RATINGS (T_{amb} = 25 °C, unless otherwise specified)

PARAMETER	TEST CONDITION	PART	SYMBOL	VALUE	UNIT
Repetitive peak reverse voltage		BAV100	V_{RRM}	60	V
		BAV101	V_{RRM}	120	V
		BAV102	V_{RRM}	200	V
		BAV103	V_{RRM}	250	V
Reverse voltage		BAV100	V_R	50	V
		BAV101	V_R	100	V
		BAV102	V_R	150	V
		BAV103	V_R	200	V
Peak forward surge current	t_p = 1 s		I_{FSM}	1	A
Repetitive peak forward current			I_{FRM}	625	mA
Forward continuous current			I_F	250	mA
Power dissipation			P_{tot}	500	mW

For technical questions within your region: DiodesAmericas@vishay.com, DiodesAsia@vishay.com, DiodesEurope@vishay.com
THIS DOCUMENT IS SUBJECT TO CHANGE WITHOUT NOTICE. THE PRODUCTS DESCRIBED HEREIN AND THIS DOCUMENT ARE SUBJECT TO SPECIFIC DISCLAIMERS, SET FORTH AT www.vishay.com/doc?91000

THERMAL CHARACTERISTICS (T_{amb} = 25 °C, unless otherwise specified)				
PARAMETER	**TEST CONDITION**	**SYMBOL**	**VALUE**	**UNIT**
Thermal resistance junction to lead		R_{thJL}	350	K/W
Thermal resistance junction to ambient air	On PC board 50 mm x 50 mm x 1.6 mm	R_{thJA}	500	K/W
Junction temperature		T_j	175	°C
Storage temperature range		T_{stg}	-65 to +175	°C

ELECTRICAL CHARACTERISTICS (T_{amb} = 25 °C, unless otherwise specified)							
PARAMETER	**TEST CONDITION**	**PART**	**SYMBOL**	**MIN.**	**TYP.**	**MAX.**	**UNIT**
Forward voltage	I_F = 100 mA		V_F			1	V
Reverse current	V_R = 50 V	BAV100	I_R			100	nA
	V_R = 100 V	BAV101	I_R			100	nA
	V_R = 150 V	BAV102	I_R			100	nA
	V_R = 200 V	BAV103	I_R			100	nA
	T_j = 100 °C, V_R = 50 V	BAV100	I_R			15	µA
	T_j = 100 °C, V_R = 100 V	BAV101	I_R			15	µA
	T_j = 100 °C, V_R = 150 V	BAV102	I_R			15	µA
	T_j = 100 °C, V_R = 200 V	BAV103	I_R			15	µA
Breakdown voltage	I_R = 100 µA, t_p/T = 0.01, t_p = 0.3 ms	BAV100	$V_{(BR)}$	60			V
	I_R = 100 µA, t_p/T = 0.01, t_p = 0.3 ms	BAV101	$V_{(BR)}$	120			V
	I_R = 100 µA, t_p/T = 0.01, t_p = 0.3 ms	BAV102	$V_{(BR)}$	200			V
		BAV103	$V_{(BR)}$	250			V
Diode capacitance	V_R = 0 V, f = 1 MHz, V_{HF} = 50 mV		C_D		1.5		pF
Differential forward current	I_F = 10 mA		r_f		5		Ω
Reverse recovery time	$I_F = I_R$ = 30 mA, i_R = 3 mA, R_L = 100 Ω		t_{rr}			50	ns

TYPICAL CHARACTERISTICS (T_{amb} = 25 °C, unless otherwise specified)

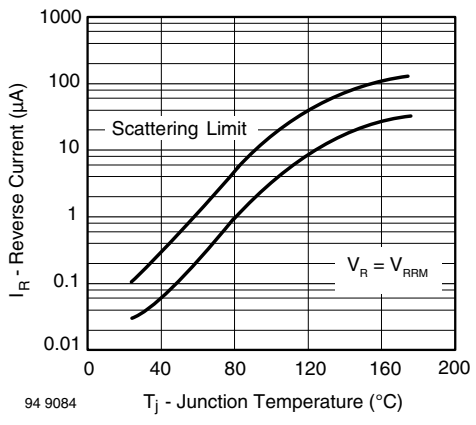

Fig. 1 - Reverse Current vs. Junction Temperature

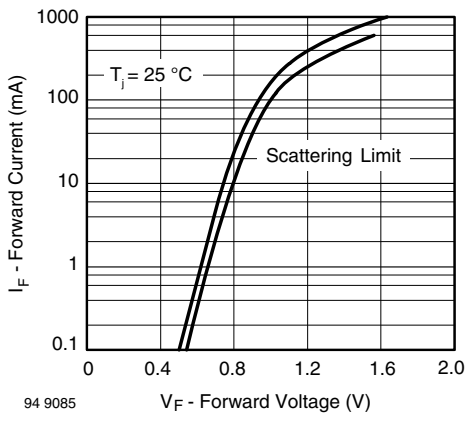

Fig. 2 - Forward Current vs. Forward Voltage

For technical questions within your region: DiodesAmericas@vishay.com, DiodesAsia@vishay.com, DiodesEurope@vishay.com
THIS DOCUMENT IS SUBJECT TO CHANGE WITHOUT NOTICE. THE PRODUCTS DESCRIBED HEREIN AND THIS DOCUMENT ARE SUBJECT TO SPECIFIC DISCLAIMERS, SET FORTH AT www.vishay.com/doc?91000

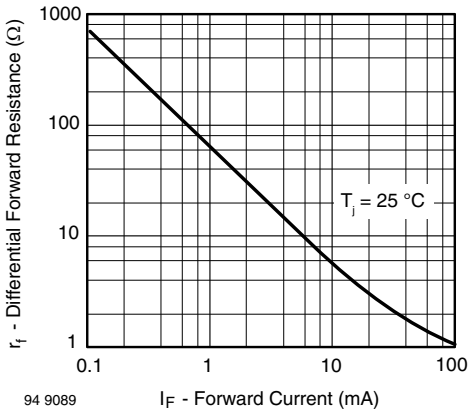

Fig. 3 - Differential Forward Resistance vs. Forward Current

PACKAGE DIMENSIONS in millimeters (inches): **MiniMELF (SOD-80)**

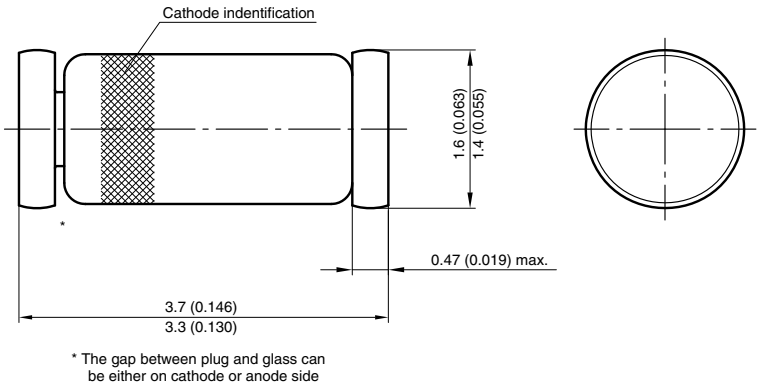

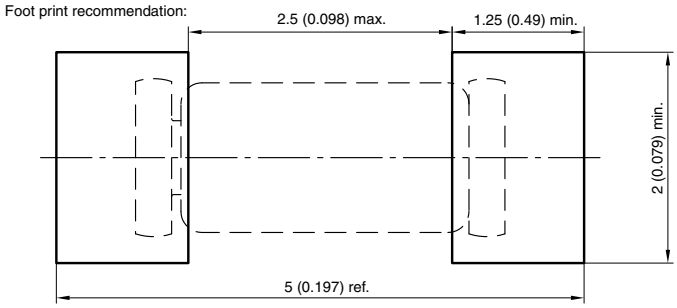

Document no.:6.560-5005.01-4
Rev. 8 - Date: 07.June.2006
96 12070

For technical questions within your region: DiodesAmericas@vishay.com, DiodesAsia@vishay.com, DiodesEurope@vishay.com
THIS DOCUMENT IS SUBJECT TO CHANGE WITHOUT NOTICE. THE PRODUCTS DESCRIBED HEREIN AND THIS DOCUMENT ARE SUBJECT TO SPECIFIC DISCLAIMERS, SET FORTH AT www.vishay.com/doc?91000

Disclaimer

ALL PRODUCT, PRODUCT SPECIFICATIONS AND DATA ARE SUBJECT TO CHANGE WITHOUT NOTICE TO IMPROVE RELIABILITY, FUNCTION OR DESIGN OR OTHERWISE.

Vishay Intertechnology, Inc., its affiliates, agents, and employees, and all persons acting on its or their behalf (collectively, “Vishay”), disclaim any and all liability for any errors, inaccuracies or incompleteness contained in any datasheet or in any other disclosure relating to any product.

Vishay makes no warranty, representation or guarantee regarding the suitability of the products for any particular purpose or the continuing production of any product. To the maximum extent permitted by applicable law, Vishay disclaims (i) any and all liability arising out of the application or use of any product, (ii) any and all liability, including without limitation special, consequential or incidental damages, and (iii) any and all implied warranties, including warranties of fitness for particular purpose, non-infringement and merchantability.

Statements regarding the suitability of products for certain types of applications are based on Vishay's knowledge of typical requirements that are often placed on Vishay products in generic applications. Such statements are not binding statements about the suitability of products for a particular application. It is the customer's responsibility to validate that a particular product with the properties described in the product specification is suitable for use in a particular application. Parameters provided in datasheets and / or specifications may vary in different applications and performance may vary over time. All operating parameters, including typical parameters, must be validated for each customer application by the customer's technical experts. Product specifications do not expand or otherwise modify Vishay's terms and conditions of purchase, including but not limited to the warranty expressed therein.

Hyperlinks included in this datasheet may direct users to third-party websites. These links are provided as a convenience and for informational purposes only. Inclusion of these hyperlinks does not constitute an endorsement or an approval by Vishay of any of the products, services or opinions of the corporation, organization or individual associated with the third-party website. Vishay disclaims any and all liability and bears no responsibility for the accuracy, legality or content of the third-party website or for that of subsequent links.

Except as expressly indicated in writing, Vishay products are not designed for use in medical, life-saving, or life-sustaining applications or for any other application in which the failure of the Vishay product could result in personal injury or death. Customers using or selling Vishay products not expressly indicated for use in such applications do so at their own risk. Please contact authorized Vishay personnel to obtain written terms and conditions regarding products designed for such applications.

No license, express or implied, by estoppel or otherwise, to any intellectual property rights is granted by this document or by any conduct of Vishay. Product names and markings noted herein may be trademarks of their respective owners.

© 2023 VISHAY INTERTECHNOLOGY, INC. ALL RIGHTS RESERVED